

LabTecta[®] 66AX

Bearing Protector Engineered for Shaft Movement



- Eliminate the cause of over 50% of bearing failures
- Extended bearing and equipment life
- Better protection against contamination ingress
- More reliable sealing
- No sliding or slipping on the shaft

LabTecta®66AX



Many industrial equipment applications have axial movement and thermal expansion of the shaft, specifically on the non-drive end.

These applications present a challenge for most bearing seals because the axial movement can cause the bearing seal to contact and seize or lose its seal integrity. **The AESSEAL® LabTecta®66AX is specifically designed and engineered for axial movement applications.** The LabTecta®66 range can eliminate the cause of 52% of bearing failures.

Major benefits are:

- Standard LabTecta®66AX design accommodates $\pm 0.100"$ ($\pm 2.5\text{mm}$) of axial movement, however, it can be designed to take any amount of movement that the application dictates
- No axial sliding movement on the shaft means the rotary drive integrity is not compromised
- Unique dual rotor design with drivelock for superior reliability
- LabTecta®66 contamination prevention technology
- Superior protection against contamination ingress as the rotor to stator seal integrity is not affected by the axial movement
- More reliable sealing with no sliding or slipping on the shaft
- Extended bearing and equipment life



The LabTecta®66AX design uses a unique sliding rotor that allows the seal to absorb axial movement internally.

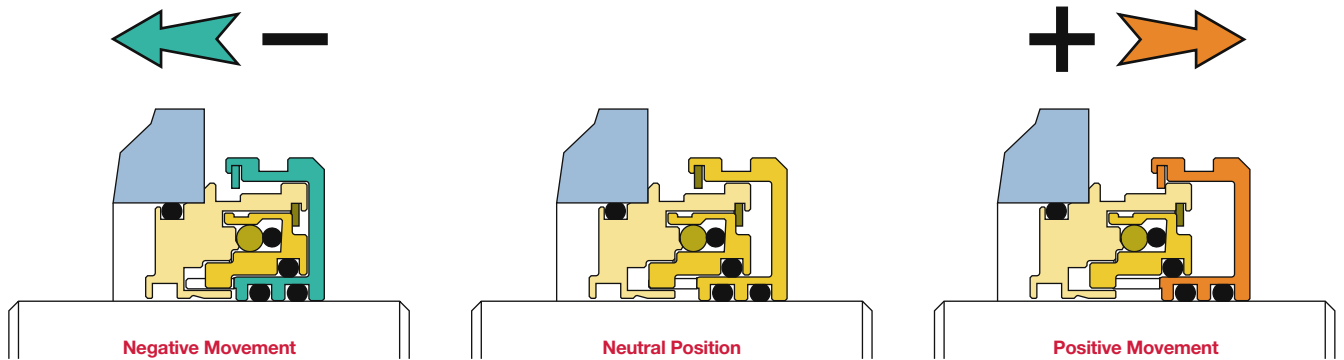
With this rotor design there is no axial sliding movement on the shaft that can cause shaft damage, rotor drive ring damage or allow contamination to pass under the drive 'O' ring.

The LabTecta®66AX provides superior reliability by utilizing double rotor drive rings to provide a secure grip on the shaft thereby reducing the chance of shaft slip. The dual rotor design has a secure drivelock to transmit rotational drive whilst permitting axial movement.



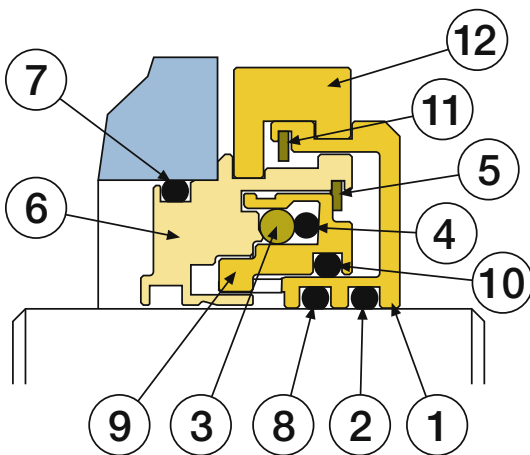
LabTecta®66AX in negative, neutral and positive positions

LabTecta®66AX — Engineered for Shaft Movement



LabTecta®66AX — Installation Made Easy

The LabTecta®66AX is designed for easy installation. For most installations, the LabTecta®66AX is shipped with the seal preset in the correct position for installation. After assembly is complete, remove the positioning clips and the equipment is ready for start-up.

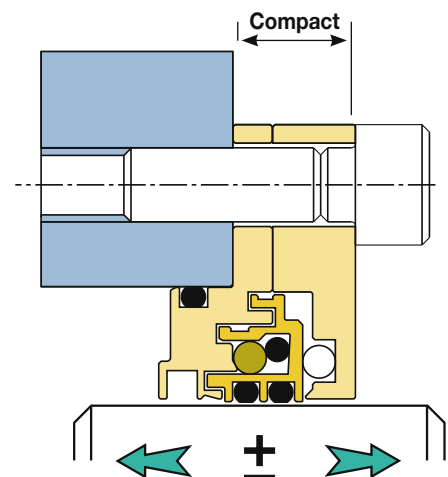


Item	Description	Material
1	LabTecta®66 Rotary	Phosphor Bronze
2	Outboard Rotor O Ring	Viton®
3	Arknian™ Shut Off Device	Compound Elastomer
4	Arknian™ Energizer	Viton®
5	Face Shield	Composite Material
6	Stator Housing	Phosphor Bronze
7	Stator Housing O Ring	Viton®
8	Inboard Rotor O Ring	Viton®
9	Internal Rotary	Phosphor Bronze
10	Internal Rotary O Ring	Viton®
11	Face Shield	Composite Material
12	Positioning Clip	Phosphor Bronze

LabTecta®66AXX — For Extended Shaft Movement

- Will accept any amount of axial shaft movement
- Reduced outboard length for restricted space applications
- Flange mounted
- Retained rotor
- Full rotor to stator sealing integrity

The LabTecta®66AXX requires no setting clips for installation. The flange mounted design incorporates a retained rotor which allows the shaft to slide through the rotor 'O' rings in either axial direction. This design is ideal when outboard length is limited and the seal must accommodate a great amount of axial movement, as found in refiner applications.



LabTecta®66AX – Designed for Your Equipment

Sketch Housing Dimensions:

Either use the “standard” diagram provided or sketch your own below.

Dimensions:

ØA (Shaft Ø): E (First obstruction):

ØB (Housing bore Ø): ØF (Bolt Ø):

ØC (First obstruction on face): ØG (Bolt circle Ø):

D (Max. insertion):

Application Data:

Equipment type: Shaft horizontal or vertical:

Speed: Bearing type:

Lubrication type / system: Max. axial movement:[+] [-]
from start-up position

Complete the information above and send to:

UK Fax: **+44 (0) 1709 720788** USA Fax: **+1 865 531 0571** E-mail: **sales@labtecta.com**

Further information about the AESSEAL® LabTecta®66 range is available in the standard LabTecta®66 brochure.

E-mail: **sales@labtecta.com** to request a copy or download it from our website: **www.labtecta.com**

For further information and safe operating limits contact our technical specialists at the locations below.



Use double mechanical seals with hazardous products.

Always take safety precautions:

- Guard your equipment
- Wear protective clothing

WARNING

UK Sales & Technical advice:

AESSEAL plc
Mill Close
Bradmarsh Business Park
Rotherham, S60 1BZ, UK
Tel: +44 (0) 1709 369966
Fax: +44 (0) 1709 720788
E-mail: **seals@aessecal.com**
www.aessecal.com

AESSEAL plc is certified to ISO 9001, ISO 14001, ISO 29001, ISO 50001 and OHSAS 18001.

'Our purpose is to give our customers such exceptional service that they need never consider alternative sources of supply.'

INVESTOR IN PEOPLE

USA Sales & Technical advice:

AESSEAL Inc.
355 Dunavant Drive
Rockford,
TN. 37853, USA
Tel: +1 865 531 0192
Fax: +1 865 531 0571
E-mail: **usa@aessecal.com**
www.aessecal.com

Important: Since the conditions and methods of use of this product are beyond our control, AESSEAL plc expressly disclaims any and all liability resulting or arising from any use of this product or reliance on any information contained in this document - AESSEAL plc standard conditions of sale apply. All sizes are subject to manufacturing tolerances. We reserve the right to modify specifications at any time. AESSEAL® is a Registered Trademark of AES Engineering Ltd, AESSEAL plc recognizes all trademarks and trademark names as the property of their owners.